



ENGAGEMENT SESSION

How do you prepare?

WHAT DO WE NEED?

Everything is in this document.

Hello

WWW.MILESWITTBOYER.COM

If you are here, it means we are getting the chance to work together, and I am so excited about this honor. I look forward to documenting the journey you and your loved one have set out on together! Take a few minutes to read through some tips and tricks regarding how to prepare for your upcoming engagement shoot. Over the years, we have put so much time and energy into making sure that our couples have more than just photos. We want them to have an experience they will get to look back on. We want you to have laughs, hugs, tears, and more than anything an afternoon away from the daily grind together during this hectic time.

So lets begin here, perfect isn't pretty. If you're feeling the need to jump on Pinterest and dream of fake laughs and photoshopped sunsets... don't. We want you guys in this together focused on each other, totally present. Your engagement photos shouldn't be like headshots for work, they should be an expression of your relationship together. Authentic, genuine, intimate, beautiful.



Be Willing


STEP ONE

Be willing to get into the right field, with the right light and the right background, we may have to walk around the side of a falling-down barn and about 40 yards into the grass that keeps getting taller. If you've spent much time in Arkansas, that means you know that knee-high grass in the summer brings with it some allergies, some unfriendly little bugs, and who knows what else. How then do you get beautiful shots in pretty fields with great light? You suck it up. After you push through it - you get great photos! Remember that any photographer that does this full time is very able to help you through these obstacles. I can't tell you how many brides I've carried through fields, how many shoes I've put on, how many dresses I've carried, and how many bottles of ice water I've sprinted back to the car to grab. Even though this is our job, nothing spoils it more than a couple who wants the perfect product but isn't willing. SO - make it fun! Laugh about the walk, make him give you a piggyback ride, or relax and enjoy a shoot that ideally comes around once in a lifetime!

“The best shoots come when the willingness to love each other shines through. Cuddle close, laugh loud, and touch gentle!”

Back him up

STEP TWO



Engagement Packet

Engagement Packet

Back him up. This tip is for our brides because whether you know it or not this whole process is likely really uncomfortable for your guy. Photos are odd things for a lot of men and you'd be surprised how far it'll go for you to tell him that he looks good too. Encourage him to just be present with you and ignore the camera and you'll like the guy next to you in the photos.

DO'S
make this an experience

DO NOTS
try to be others, be you!

DO'S
enjoy a day to shop for you

DO'S
keep your hands busy

DO'S
eyes on each other


DO'S
move with each other



Be Active

STEP THREE

What makes a gorgeous engagement shoot is for you to feel free to have fun and hang out! That said, there are a few rules. Keep your back arched, keep your eyes either into each other or low, keep your hands busy, keep your feet deliberate, etc. But in all reality, even though I give you a million little rules that might cloud up your mind on a shoot, the goal is simple. Give you things to HELP you look good, and the flexibility to look natural together!



STEP FOUR

STYLE OR FIT?

Fit always trumps style

PATTERNS OR NUETRALS?

Nuetrals make the focus on you

CAN I OVER THINK?

Confidence is key

Outfits matter but fit matters more. We're not the kind of company that will tell you what you can and can't wear. In fact if you step out of the car and you feel confident in what you're wearing, that confidence will shine through into your images and your flirty energy with each other in a really photogenic way. That said keep it simple. Wild textures and patterns and bright colors can have a tendency to take away from the emotion in an image. Some of the most stunning images we've ever seen from an engagement session were in basic earth tones and simple outfits. We want you to feel cute, but we want your connection to do most of the talking.



BY : MAX GRUBB

“Intertwine with each other the way your lives have”

Connection

MOOD
Find a spot to slow down

ALWAYS BE TOUCHING
you can not be to lovey on this shoot

“Nothing tells your story more than the way you touch, smile, love, and look at each other. Connect with each other as if no one is judging or watching.”

STEP FIVE

Connection is everything. You'll likely feel a little awkward at first and there's usually a lot of talking for the first few minutes because you're trying to get comfortable. That is all totally fine but sooner than later, we want you guys to just be calm together. Find a mood, a place emotionally where you guys can be very true to yourselves and not clutter up a moment with chatter. Stillness and simplicity are absolutely beautiful things in an image and the more calm you can find in each other the more connection we'll be able to find in the photos.



Make a day of it

STEP SIX





FRAME OF MIND Engagement day prep

Make a day of it. If you have to work half a day before your session try and duck out early enough to grab lunch together. Spend time together, not rushing to finish your hair and makeup and run five minutes behind but instead to grab a rose or a beer and just laugh. Show up early, listen to good music in the car, hold hands and flirt. We want your photos to be of two people wildly in love and we understand that life can be busy so sometimes you have to be intentional about carving out time for each other before the camera even shows up.

Locations?

STEP SEVEN

Light trumps location. We look for places for your shoot that will be beautiful backdrops and environments for you but whether that's a waterfall or a walking trail, city streets or a roof top what matters most is light. We actually want you guys to start to feel and see what we look for with the light so that on the wedding day you'll kind of know what we're looking at during moments that we don't want to interrupt to reposition you.



BEST TIMES?


2hrs post sunrise/2hrs pre sunset

DO WE FIND SPOTS

we find the spots that fit y'all

LIGHT

Everything comes down to light



“We’re shooting for that moment when your grand kids see you two and swoon over how in love and young you once were.”

Go Easy.

STEP EIGHT

Don't be hard on yourself. Photos have a tendency of bringing out some insecurities sometimes. Keep in mind we aren't trying to make you look perfect individually, we're trying to capture you as a couple. He isn't marrying the photoshopped version of you, he loves you. So when you see these photos, don't nitpick yourself but instead look for your relationship in the photos. We aren't shooting for likes, comments, or shares here - we're shooting for that moment when your grand kids see you two and swoon over how in love and young you once were.

Party of 3

STEP NINE

Don't bring backup. There's nothing more awkward than a third wheel on an engagement session. (We don't count). Bringing a mom, friend, random aunt, stylist or really anybody else is an absolute recipe to make the whole thing awkward. We promise - we'll help make sure your makeup looks nice, that your hair's in place, and that you feel pretty but our goals will almost never align with their goals and the shoots end up not looking natural at all with another person watching.

WHAT'S NEEDED

Show up in love, thats all

DO WE BRING ANYONE?

No, this just causes bad shoots

OUR PROMISE

We will assist with everything





Can I kiss him?

STEP TEN



This isn't PDA. We're not going to ask you guys to make out in public, in fact we don't typically ask our couples to kiss at all. But being really close, really intimate, and really engaged with each other is so important. You'll hear us tell you early on in the session that an inch between you in camera looks like a foot. Hold hands, laugh, flirt, snuggle, find ways to show love without saying a word.



Purpose for this

STEP ELEVEN

Unless you've booked an adventure session with us (3-4 hours) most engagement sessions are about 90 minutes long. Bring two outfits (a third if you just can't make up your mind) and don't you dare argue on your way there. Jump out, snuggle up, and just be present. There is something so beautiful and simple about a couple who can simply be together. We are looking forward to this as much as you are. In fact these sessions tell us so much about how you guys are going to interact on the big day so try as hard as you can to give us full access to you guys as a couple so that we can be even better for you on the wedding day.